



GEM

GLOBAL
EMPOWERMENT
MISSION

JAN-AUG KPI REPORT 2025



Agenda

1 USA



133K Individuals
\$32M in Aid
(Small Business, Housing, Cash Card)

2 Ukraine



2.2M Individuals
\$45M in Aid
(Food, Seeds, Windows, Generators)

3 MENA



344K Individuals
\$3.6M in Aid
(Food, Water, Shelter)

4 EUROPE



3K Individuals
\$10K in Aid
(Food – Myanmar Earthquake)

5 Latin America & Caribbean



13K+ Individuals
\$287K in Aid
(Food, Water, Roofs)

GEM USA

Warehouses
Programs
Volunteers





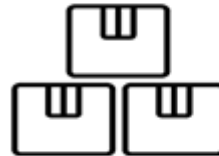
133K Individuals



47K Families



\$31.7M Aid



113 Distribution Sites

**Inbound
(Supplies)
\$48,844,206**

**In - Trucks
439**

**In - Pallets
7,159**

**Programs - 5
\$9.37M**

**Missions
16**

**Outbound
(Supplies)
\$22,440,375**

**Out - Trucks
326**

**Out - Pallets
4,670**

**GEM Kits Made
23,200**

**Volunteers
2,864**

**GEM remains steadfast in our commitment to deliver immediate and long-term support
Fueling hope and resilience across the communities we serve**

Inbound (Supplies)

\$48,844,206

Outbound (Supplies)

\$22,440,375



In - Trucks

439



In - Pallets

7,159



Out - Trucks

326

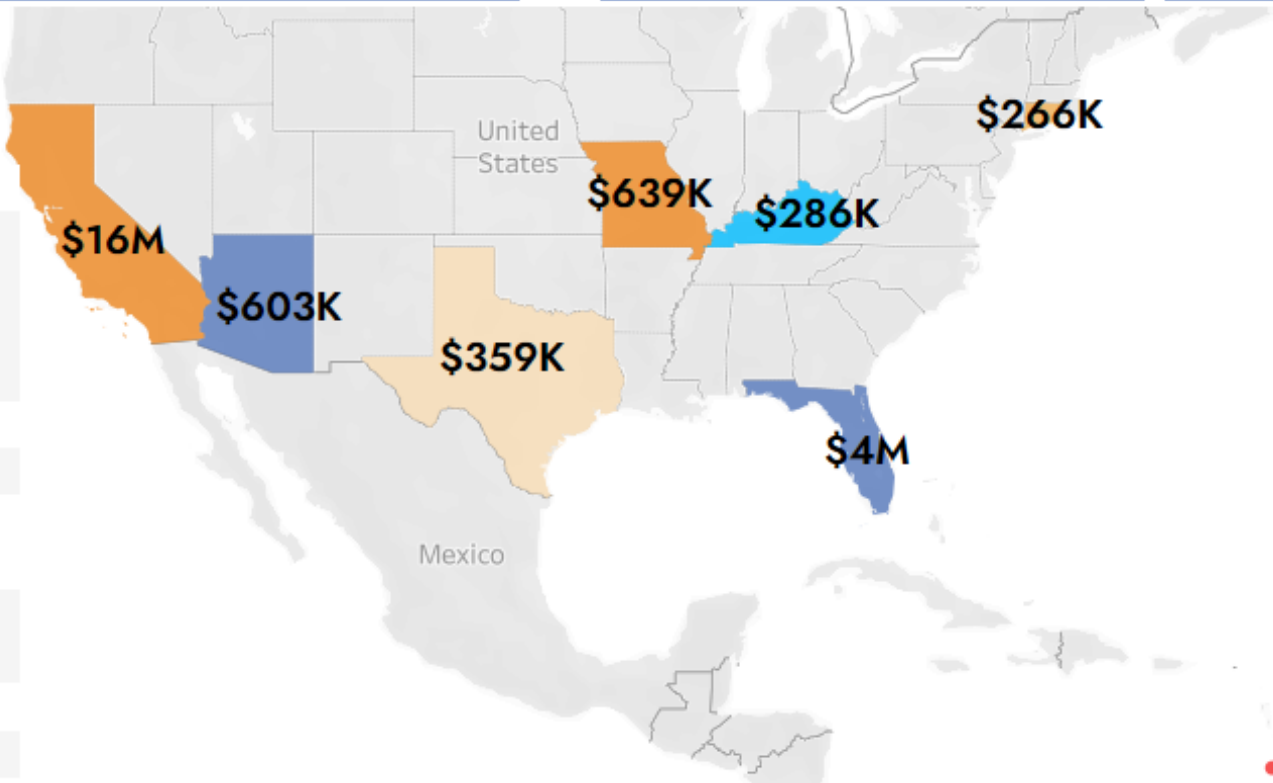


Out - Pallets

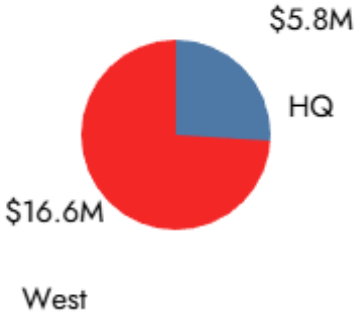
4,670

Missions

AZ	Community Impact	\$603K
CA	California Fires	\$13M
	California Floods	\$2K
	Community Impact	\$3M
	Tribal Impact	\$278K
CT	Community Impact	\$266K
FL	Community Impact	\$4M
KY	Kentucky Floods	\$186K
	Kentucky Tornadoes	\$100K
MO	Community Impact	\$273K
	Missouri Tornadoes	\$371K
SVG	Hurricane Beryl	\$936K
TX	Texas Floods	\$546K



Outbound by Branch





Inbound (Supplies)

\$16,151,900



In - Trucks

135



In - Pallets

2,273

Outbound (Supplies)

\$5,832,604



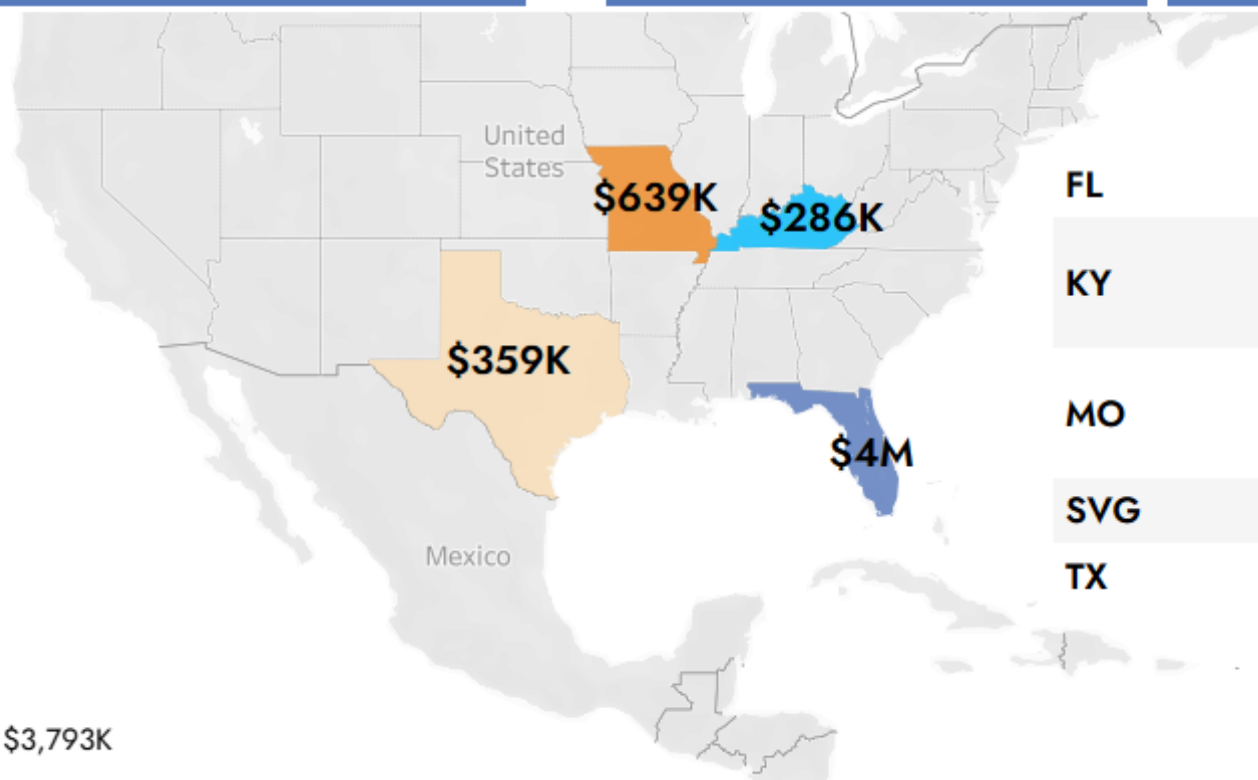
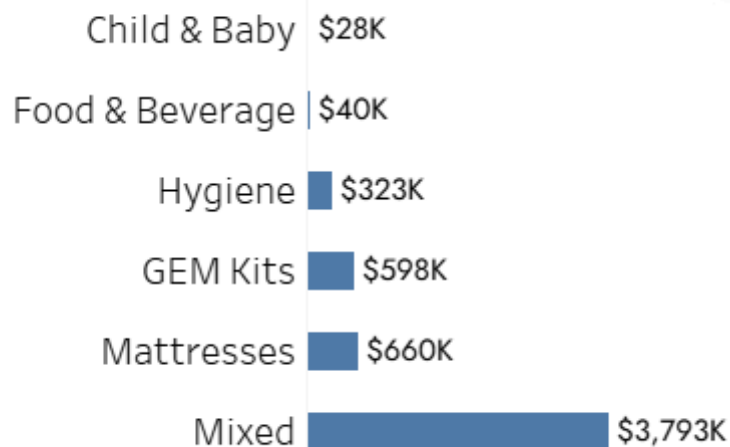
Out - Trucks

88



Out - Pallets

1,753



Missions

FL	Community Impact	\$4M
KY	Kentucky Floods	\$186K
	Kentucky Tornadoes	\$100K
MO	Community Impact	\$273K
	Missouri Tornadoes	\$371K
SVG	Hurricane Beryl	\$936K
TX	Texas Floods	\$546K

Inbound (Supplies)

\$32,692,307



In - Trucks

304



In - Pallets

4,886

Outbound (Supplies)

\$16,607,771



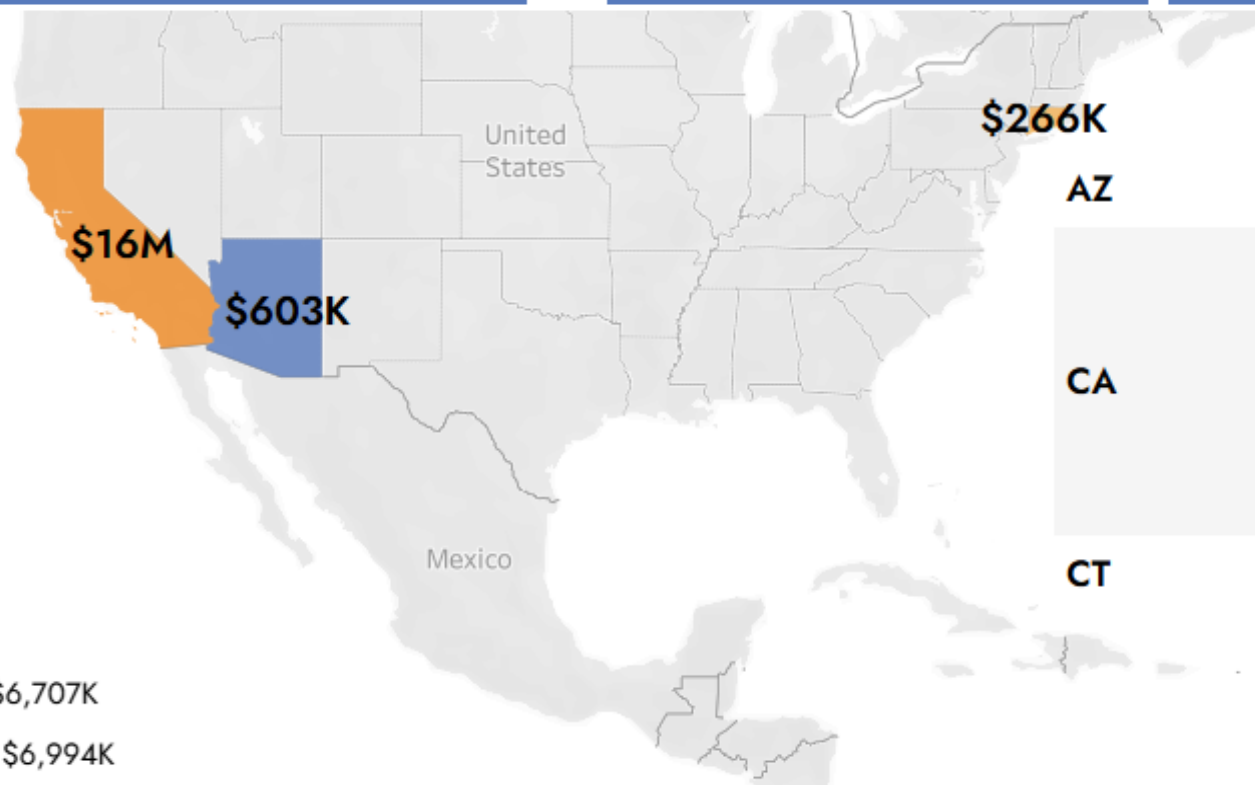
Out - Trucks

238



Out - Pallets

2,917



Missions

AZ

Community Impact \$603K

CA

California Fires \$13M

California Floods \$2K

Community Impact \$3M

Tribal Impact \$278K

CT

Community Impact \$266K

GEM Cleaning Buckets	\$1K
Travel	\$4K
Clothing	\$67K
Electronics	\$110K
GEM Kits	\$380K
Hygiene	\$1,755K
Food & Beverage	\$6,707K
Mixed	\$6,994K

Missions

6

Programs

5

Individuals Reached

4,283

Total Cash Impact

\$9,371,975

Short/Long Term Housing

Cash Cards

Small Business Grants

Maui Wildfires	Rental Assistance Program	Individuals	601
		Households	210
		Cash Impact	\$5,709,966
	Disaster Case Management	Individuals	147
		Households	1,118
		Cash Impact	
	Temporary Assistance for Needy Families	Individuals	69
		Households	43
		Cash Impact	\$612,004
LA Fires	Rental Assistance Program	Individuals	43
		Households	43
		Cash Impact	\$523,071
Hurricane Helene	Rental Assistance Program	Individuals	10
		Households	18
		Cash Impact	\$157,449

\$1,674,650 to 2,306 individuals

Immediate cash assistance to those affected by the LA Fires and Texas Floods

Job Fair

*Supporting over **1,035** job applicants who lost their jobs in the LA Fires*

115 Grants to Local Businesses - \$694.8K

Pet Care	\$2.0K
Musician	\$8.7K
Cleaning Services	\$10.0K
RV and Camping	\$12.5K
Business Consulting	\$21.7K
Gardening	\$27.5K
Food Services	\$43.7K
School/Daycare	\$52.5K
Farm	\$76.2K
Wellness	\$83.0K
Artists & Studios	\$157.7K
Design & Retail	\$199.4K

Volunteers
2,864

Support Hours
9,333

Community
Necessity Boxes
19,700

Corporate
Necessity Boxes
3,500

Corporate Kits
(Hygiene, Hydration, Dignity)
10,098



LEDE
Davita
CISCO
PriceSmart
Wells Fargo
Florida Blue
HLB Gravier

Goldman Sachs
KATC/Fleet Adv
United Health Care
University of Miami
Royal Caribbean Group
Community Clinic
Association – LA

GEM UKRAINE

Main KPI Programs

(Family Kits, Meals, Water,
Windows Seeds, Generators)





GEM
UKRAINE

GLOBAL
EMPOWERMENT
MISSION

2025 January-August KPIs

UKRAINE



2.2M Individuals



0.9M Families



\$44.8M Aid
2,803 Trucks

In 2025,

GEM operated in over 50% of Ukraine's provinces

Ranked #1 Globally in providing Food, Seeds, and Windows

Family Kits
2.0M (Boxes)

Meals
118M

Water (L)
16M

Windows
40K

Seed Packs
5.4M

Generators
1,604

GEM MENA

Gaza
Türkiye





GEM
MENA

GLOBAL
EMPOWERMENT
MISSION

2025 January-August KPIs

GEM MENA



344K Individuals



68K Families



\$3.6M+ Aid



1,118 Pallets



Gaza City

Deir
al-Balah

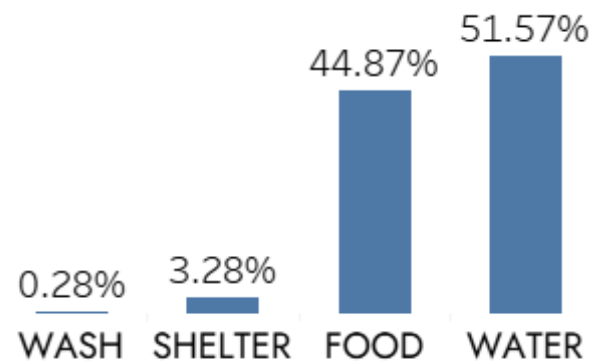
Khan Yunis

Rafah

Türkiye Missions

	Individuals	Amount of Aid
Ramadan Meals	840	\$6K
International Women's Day	100	\$2K
Eid al-Adha Meals (Gaza)	150	\$2K
Hatay - Ice Cream & Toy Distribuiton	800	\$2K
Izmir - Ice Cream & Toy Distribuiton	800	\$2K
Orphanage Toy Distribution (Pakistan)	500	\$1K
Emergency Grocery Hampers (Pakistan)	1,500	\$9K

Gaza Aid



GEM EUROPE





GEM
EUROPE

GLOBAL
EMPOWERMENT
MISSION

2025 January-August KPIs GEM EUROPE

Inbound (InKind)
Ukraine War: \$3,062,526



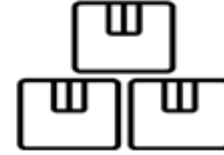
2,960 Individuals



760 Families



\$10,000 Aid



760 GEM Kits

**Within 72 hours of Myanmar's 7.9
Magnitude Earthquake**

**GEM Europe was on the ground
delivering emergency relief to
displaced families.**



**GEM USA also contributed \$20K
Reaching over 128 Families**

GEM CARRIBEAN & LATIN AMERICA



CARIBBEAN

Individuals
4,598

Families
1,488

In 2025, Hurricane Beryl Relief CONTINUED:

590 more Roofs Repaired

213 more Home Repair Kits Distributed

2,032 more People Educated in Safe Roofing



LATIN AMERICA

Individuals
2,500

Families
500

March:

Argentina Floods

Guatemala Volcanic Eruptions

July:

Guatemala Earthquakes

Definitions

- ▶ **Inbound Supplies:** Materials donated in-kind or purchased. May be unrestricted or designated for a specific mission.
- ▶ **Outbound Supplies:** The total amount of in-kind aid sent directly to missions.
- ▶ **GEM Kits:** Box filled with food, water, hygiene, and other supplies tailored to the region or mission's specific needs.
- ▶ **Cash Cards:** Provided in the first hours after a disaster to help people meet urgent needs.

Recipients use these funds at their discretion for hotel stays, gas, food, children's supplies, pet care, and more. Typical amounts: \$100, \$250, or \$500.

- ▶ **Short-Term Housing:** Temporary lodging support, typically arranged through Airbnb.
- ▶ **Long-Term Housing:** Rental assistance covering six to eighteen months.
- ▶ **Small Business Grants:** Financial support to help business owners rebuild or relocate, replace tools and equipment, and cover other critical expenses.
- ▶ **Ukraine Family Kits:** Food boxes making up 58 meals each (e.g., canned vegetables/meats, groats, flour, sugar, pasta) and some hygiene products (e.g., shampoo)