



GEM

GLOBAL
EMPOWERMENT
MISSION

JAN-JULY 2025 KPI REPORT

U.S. BRANCHES



121K Individuals



42K Families



\$28.4M Aid



100 Distribution Sites

**Inbound
(Supplies)
\$44,204,927**

**In - Trucks
401**

**In - Pallets
6,544**

**Programs - 5
\$8.32M**

**Missions
16**

**Outbound
(Supplies)
\$20,240,155**

**Out - Trucks
259**

**Out - Pallets
3,663**

**GEM Kits Made
22,500**

**Volunteers
2,612**

**GEM remains steadfast in our commitment to deliver immediate and long-term support
Fueling hope and resilience across the communities we serve**

Inbound (Supplies)
\$44,204,927

Outbound (Supplies)
\$20,240,155



In - Trucks
401



In - Pallets
6,544



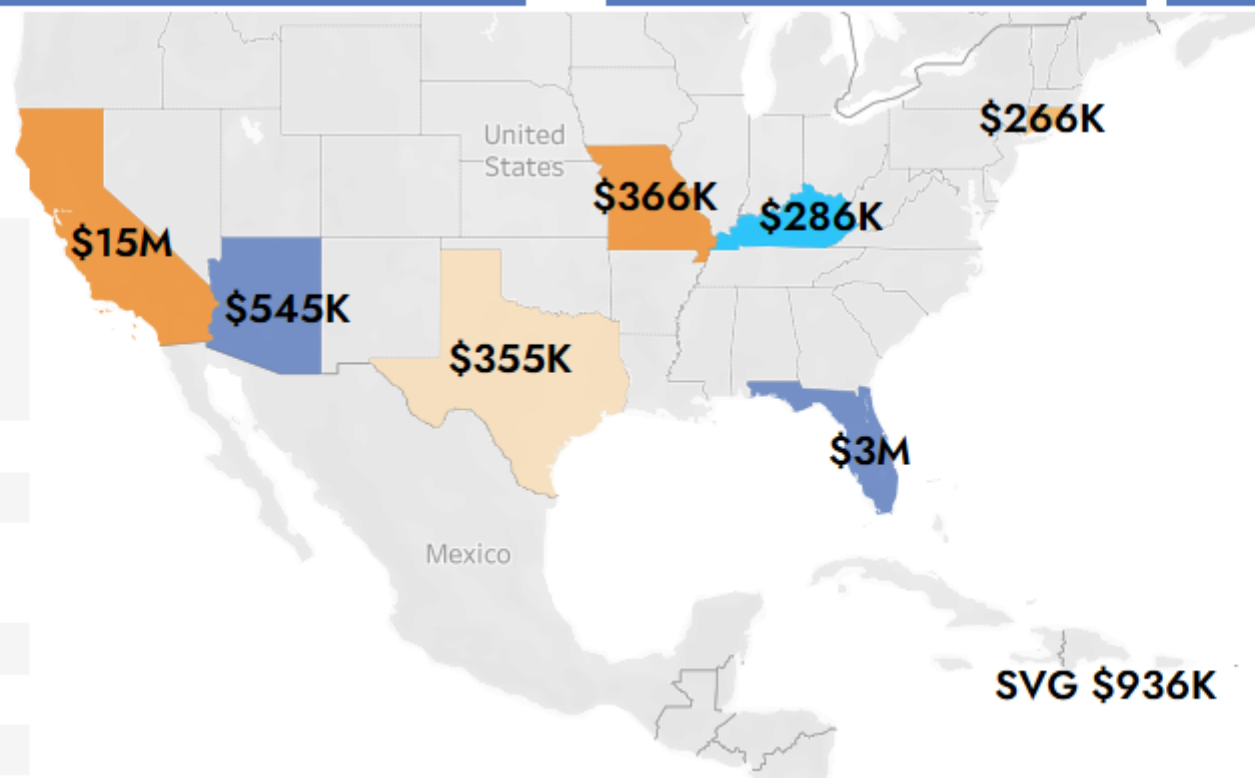
Out - Trucks
259



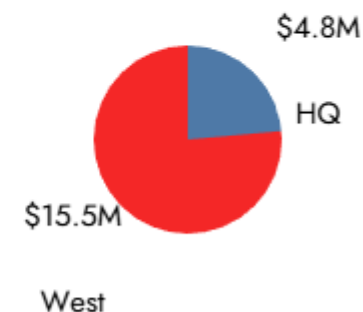
Out - Pallets
3,663

Missions

AZ	Community Impact	\$545K
CA	California Fires	\$9M
	California Floods	\$2K
	Community Impact	\$5M
	Tribal Impact	\$278K
CT	Community Impact	\$266K
FL	Community Impact	\$3M
KY	Kentucky Floods	\$186K
	Kentucky Tornadoes	\$100K
MO	Missouri Tornadoes	\$371K
SVG	Hurricane Beryl	\$936K
TX	Texas Floods	\$537K



Outbound by Branch



Inbound (Supplies)

\$12,841,927



In - Trucks

115



In - Pallets

1,896

Outbound (Supplies)

\$4,767,762



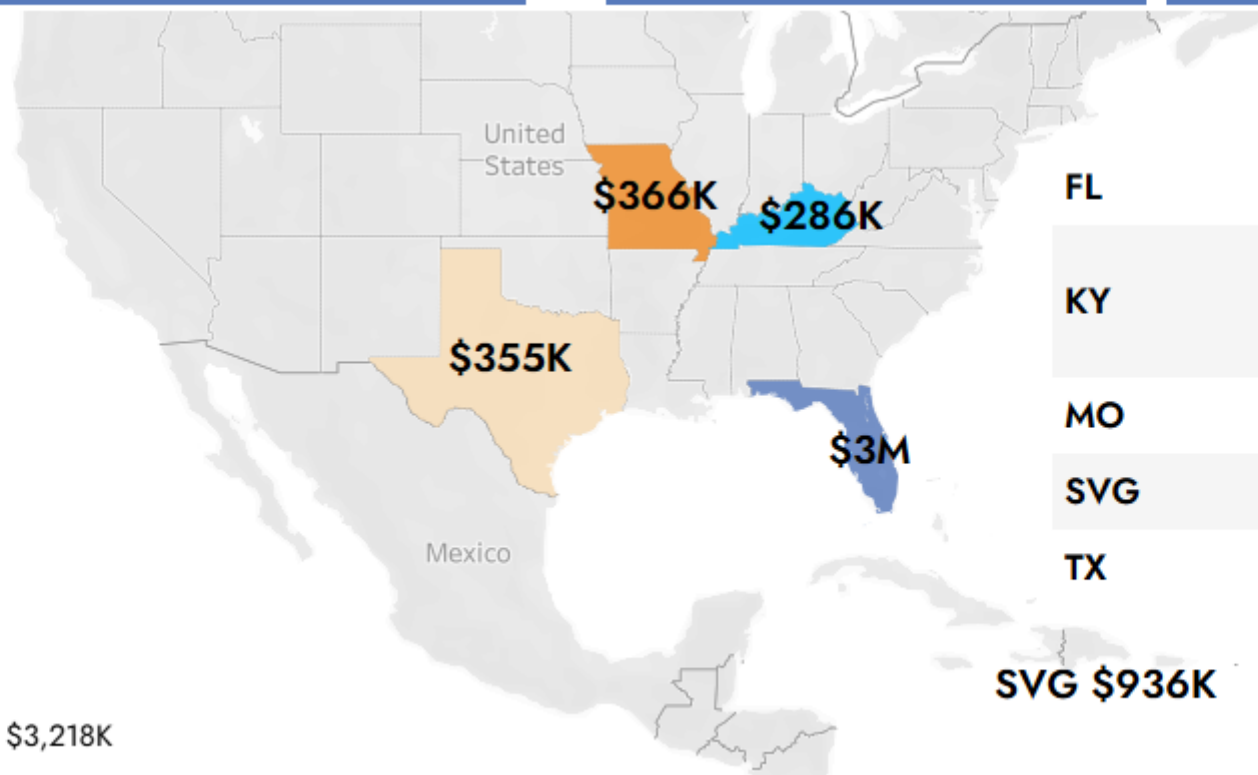
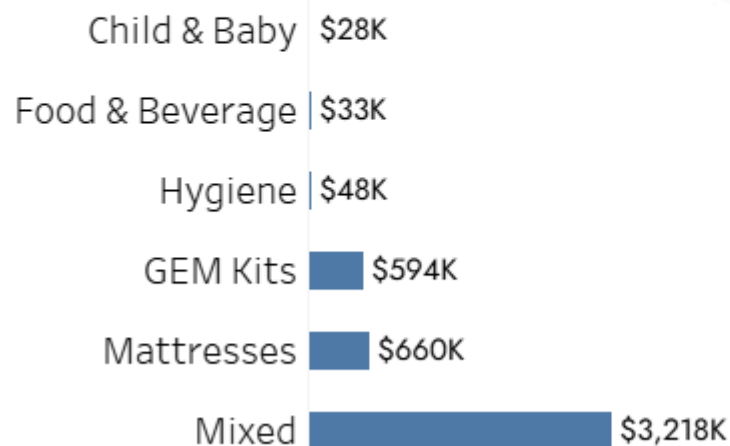
Out - Trucks

56



Out - Pallets

1,351



Missions

FL	Community Impact	\$3M
KY	Kentucky Floods	\$186K
	Kentucky Tornadoes	\$100K
MO	Missouri Tornadoes	\$371K
SVG	Hurricane Beryl	\$936K
TX	Texas Floods	\$537K

SVG \$936K

Inbound (Supplies)

\$31,363,000

Outbound (Supplies)

\$15,472,393



In - Trucks

286



In - Pallets

4,648



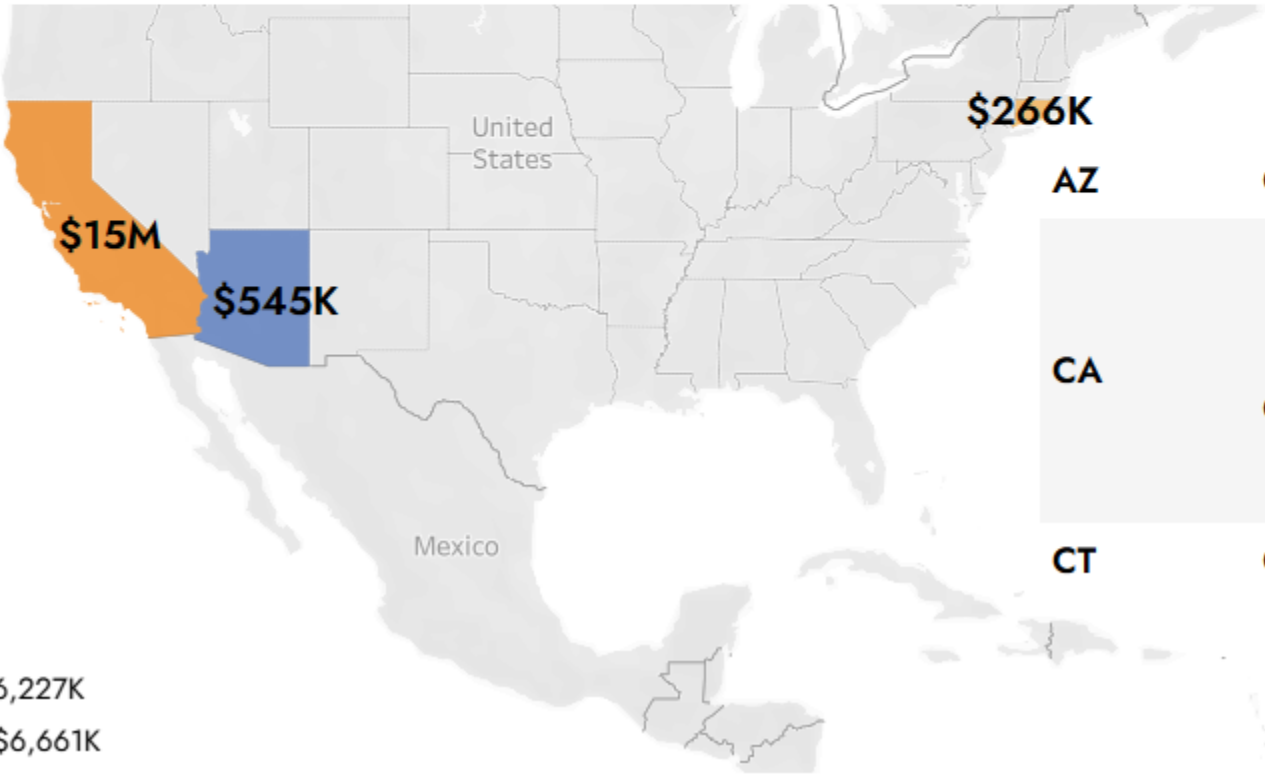
Out - Trucks

203



Out - Pallets

2,312



GEM Cleaning Buckets	\$1K
Child & Baby	\$2K
Travel	\$4K
Clothing	\$67K
Electronics	\$110K
GEM Kits	\$350K
Hygiene	\$1,720K
Mixed	\$6,227K
Food & Beverage	\$6,661K

Missions		
AZ	Community Impact	\$545K
	California Fires	\$9M
	California Floods	\$2K
CA	Community Impact	\$5M
	Tribal Impact	\$278K
CT	Community Impact	\$266K

Missions

9

Programs

5

Individuals Reached

4,246

Total Cash Impact

\$8,320,591

Short/Long Term Housing

Cash Cards

Small Business Grants

98 Grants to Local Businesses - \$568.7K

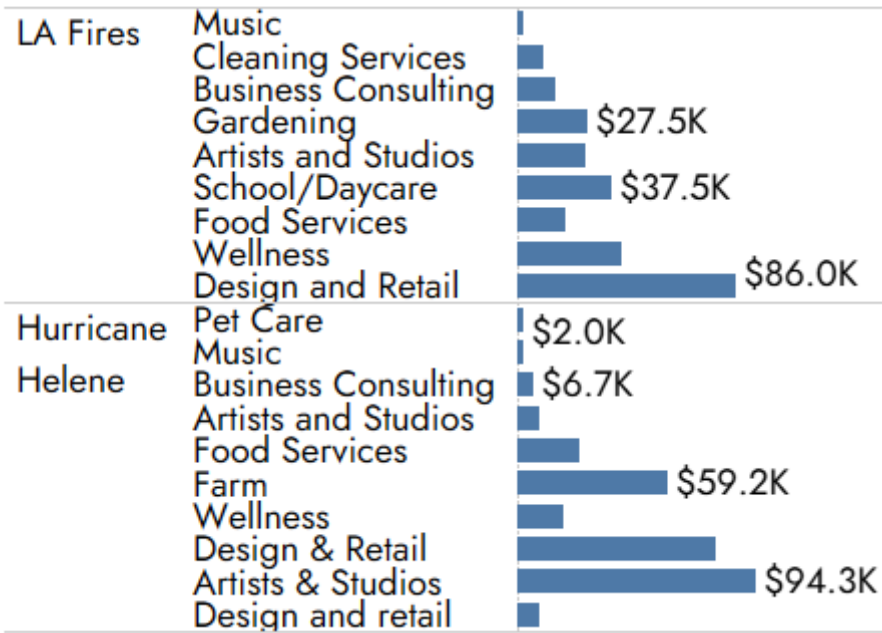
Maui Wildfires	Rental Assistance Program	Individuals	601
		Households	210
		Cash Impact	\$5,365,847
	Disaster Case Management	Individuals	147
		Households	1,118
		Cash Impact	
	Temporary Assistance for Needy Families	Individuals	69
		Households	43
		Cash Impact	\$352,502
LA Fires	Rental Assistance Program	Individuals	43
		Households	43
		Cash Impact	\$330,472
Hurricane Helene	Rental Assistance Program	Individuals	10
		Households	10
		Cash Impact	\$45,384

\$1,657,650 to 2,286 individuals

Immediate cash assistance to those affected by the LA Fires and Texas Floods

Job Fair

*Supporting over **1,035** job applicants who lost their jobs in the LA Fires*



Volunteers
2,612

Support Hours
8,527

**Community
Necessity Boxes**
19,400

**Corporate
Necessity Boxes**
3,100

Corporate Kits
(Hygiene, Hydration, Dignity)
7,799



LEDE

Davita

CISCO

PriceSmart

Florida Blue

HLB Gravier

Goldman Sachs

KATC/Fleet Adv

United Health Care

Royal Caribbean Group

Community Clinic Association – LA