

Year: All

Month Name: All

Oblast: All

Raion: All

Location type: All

Reporting Partners: All

Implementing Partners: All

Activity: Emergency W...

Indicator: # of individua...

Ukraine WASH Cluster Partner Presence

9.9M

People in need

7.2M

People targeted

1.0M

People reached

24

Regions*

100

Raion Reached

69

Implementing Partners

Reporting Partners

Implementing Partners

Response Data | Partner Presence | Population Groups | Location Type | Gap Assessment

Оберіть мову | Choose language

Implementing Partners by Oblast

Implementing Partners by Raion

Total Reach by Implementing Partners

Partner	Reach
Global Empowerment Missio...	401,962
United Nations Children's Fu...	342,809
Ukrainian Red Cross Society (...)	231,221
Project HOPE (HOPE)	203,707
Action Against Hunger (AAH)	50,300
Agency for Technical Cooper...	42,777
Angels of Salvation (ACS)	31,983
New Dawn (Ndawn)	23,500
New Way (NW)	20,160
Save the Children (SC)	17,407
Adventist Development and ...	10,530
People In Need (PIN)	9,115
International Medical Corps (...)	7,966
Polish Humanitarian Action (...)	7,100
Help - Hilfe zur Selbsthilfe e...	6,600
Solidarités International (SI)	5,392
Fund of Professional Develo...	5,000
International Organization fo...	4,708

Organization by Type

Organization Type	Percentage
National NGO	50.70%
International NGO	39.44%
UN Agency	9.86%

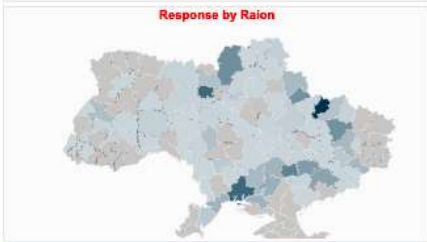
Location, Context, and Population

Theme
 Regular
 Winter

Population
 IDPs
 Non-Displaced
 Returnees

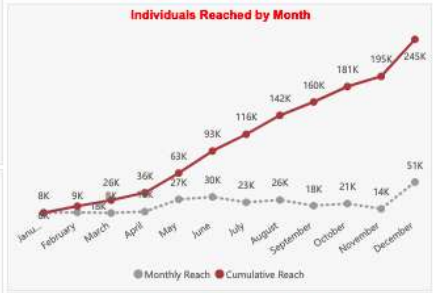
Context
 Regular

Sector
 Shelter



Cluster Partner Achievements | Individuals Reached

- Emergency shelter kits: 0
- Heavy repair: 0
- Provision of NFIs: 0
- Winter hi...: 0
- Humanitarian repair: 217,745 (Light: 27,744, Medium: 190,001)
- Rental Support: 0 (Start-up grant, Cash for rent)
- Collective site refurbishment: 0
- Non-standard NFIs: 0
- Winter hi...: 0
- Temporary/modular housi...: 0
- Reconstruction: 0
- Hosting family support: 0



Key Figures

Unique beneficiaries reached: **245,489** **

Percent of Target Reached: **232%**

Profile of beneficiaries

- 24% Elderly
- 19% Children
- 57% Adults
- 9% People with disabili...
- 56% Female
- 44% Male

Humanitarian Needs

- 8,321,458 People In Need
- 105,687 # Individuals Targeted
- 0 # IDPs Targeted
- 49,854 # Non-displaced Targeted
- 55,833 # Returnees Targeted

Shelter/ NFI Cluster Ukraine 2023 Response Dashboard

Activity: Generators
 Coordination Hub: All
 Month: All

Location, Context, and Population

Themes
 Newy r...
 Regular
 Winter

Population
 IDPs
 Non-Displaced
 Returnees

Context

Sector
 NFIs

Cluster Partner Achievements | Individuals Reached

Emergency shelter kits: 0	Heavy repair: 0	Provision of NFIs: 0	W...: 0
Humanitarian repair: 0	Collective site refurbishment: 0	Non-standard NFIs: 0	Winter h...: 0
Rental Support: 0	Temporary/ modular housi...: 0	Reconstruction: 0	Hosting family support: 0
Start-up grant: 0			Common Pipeline: 0
Cash for rent: 0			

Key Figures

(Blank) **
 Unique beneficiaries reached: 0

● Unique Beneficiaries Reached ● Gap



Profile of beneficiaries

18% Elderly	21% Children
61% Adults	10% People with disabilities
56% Female	44% Male



Humanitarian Needs

8,321,458 People in Need

0 # Individuals Targeted

0 # IDPs Targeted

0 # Non-displaced Targeted

0 # Returnees Targeted

January | February | March | April | May | June | July | August | September | October | November | December

Strategic Objective 2: Strengthen the self-reliance of vulnerable conflict affected households and contribute to their economic capacity by protecting, restoring, and retaining agricultural and non-agricultural livelihoods.

Reporting Month

Multiple selections

Oblast

All

Raion

All

Sub Activities

All


Population Group

All

34 Reporting partners Total

Global Empowerment Mission (GEM)	311,323
Food and Agriculture Organization (FAO)	306,582
International Organization for Migration (IOM)	22,345
USAID Agriculture Growing Rural Opportunities Activity (AGRO)	20,215
Coop International (Coop)	13,704

708,392 UNIQUE BENEFICIARIES



© Mapbox © OpenStreetMap Improve this map

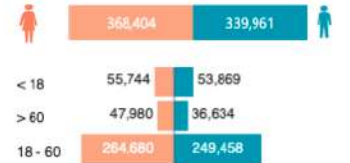
Note: Figures include overlapping modalities of assistance

Tip: For selection of multiple activities/organization hold ctrl and select additional. Hover with the mouse over the Oblast for a snapshot of activities

Population Group



Estimated Beneficiaries Reached by Gender and Age Group



Sub activities

Sub activities	Unique
Vegetable inputs	419,476
Livestock and poultry input	191,868
Cereal crop input	26,998
Agricultural grants	22,407
Employment and reskilling	19,917
Sectoral cash	11,194
Small grants, equipment and tools	9,807
Vocational Training	3,649
Training on Agricultural	2,529
Cash for work	350
Rehabilitation of agricultural infrastructure	158
Repair of grain storage	39

Reset Filters

March | April | May | July | August | October | December

Reporting Month

Multiple selections

Oblast

All

Raion

All

Sub Activities

Vegetable inputs

Population Group

All

6 Reporting partners Total

Global Empowerment Mission (GEM)	295,466
Food and Agriculture Organization (FAO)	108,361
Corus International (Corus)	13,083
Ukrainian Red Cross Society (URCS)	1,377
Rural Women Business Network (RWBNI)	1,100
CAF (CAF)	0

Reset Filters

Strategic Objective 2: Strengthen the self-reliance of vulnerable conflict affected households and contribute to their economic capacity by protecting, restoring, and retaining agricultural and non-agricultural livelihoods.

419,476 UNIQUE BENEFICIARIES



Note: Figures include overlapping modalities of assistance

Tip: For selection of multiple activities/organization hold ctrl and select additional. Hover with the mouse over the Oblast for a snapshot of activities

Population Group



Estimated Beneficiaries Reached by Gender and Age Group



Sub activities Unique

Vegetable inputs 419,476

January | March | April | May | June | July | August | September | October | November | December

Reporting Month

Multiple selections

Oblast

All

Raion

All

Sub Activities

Employment and reskilling

Population Group

All

8 Reporting partners Total

Global Empowerment Mission (GEM)	15,857
DAI Global LLC (DAIG)	2,158
USAID Economic Resilience Activity (ERA)	1,350
People In Need Slovakia (PIN SK)	216
Agency for Technical Cooperation and Development (ACTED)	191

Reset Filters

Strategic Objective 2: Strengthen the self-reliance of vulnerable conflict affected households and contribute to their economic capacity by protecting, restoring, and retaining agricultural and non-agricultural livelihoods.

19,917 UNIQUE BENEFICIARIES



mapbox

© Mapbox © OpenStreetMap Improve this map

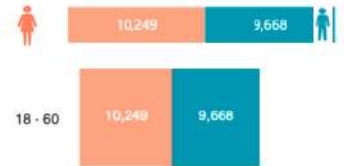
Note: Figures include overlapping modalities of assistance

Tip: For selection of multiple activities/organization hold ctrl and select additional. Hover with the mouse over the Oblast for a snapshot of activities

Population Group



Estimated Beneficiaries Reached by Gender and Age Group



Sub activities

Employment and reskilling

Unique

19,917

December 2023

Reporting Month

December 2023

Oblast

All

Raion

All

Sub Activities

General Food Distribution

Population Group

Multiple selections

28 Reporting Partners Total

World Food Programme (WFP)	1,249,523
Global Empowerment Mission (GEM)	805,980
World Central Kitchen (WCK)	109,676
Angels of Salvation (AOS)	90,073
Ukrainian Red Cross Society (URCS)	83,634
Great Commission Society (GCS)	64,121

Reset Filters

Strategic Objective 1:

Ensure immediate access to food insecure people through lifesaving assistance.



2,498,846

PEOPLE REACHED*

*Including (Blank) of Rapid Response Ration + Bread



mapbox

© Mapbox © OpenStreetMap Improve this map

Disclaimer:

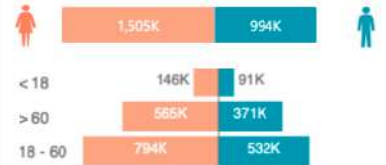
Figures include overlapping modalities of assistance numbers showing in the dashboards are being preliminary not final.

Tips: For selection of multiple activities/organization hold ctrl and select additional. Hover with the mouse over the Oblast for a snapshot of activities

Population Group



Estimated Beneficiaries Reached by Gender and Age Group



Sub Activities

General Food Distribution Reached 2,498,846